


CAPS

INTERNATIONAL

REGISTRATION PROBLEM WORKSHEET


If you begin having problems with the Micro-Registration Heads not staying in alignment, you need to check each Micro-Registration Head for proper adjustment. The adjustments are as follows:

STEP 01:




Remove both of these knobs and the underlying spacers.

STEP 02:



Each of these lock nuts, on top of the large washers, must be firm but not too tight. If too tight, the Micro's may not work smoothly. If too loose, registration could move during operation. Once the lock nuts are set to the correct firmness, replace the spacers and knobs.

STEP 03:



The Tilt Block retaining bolts, located below the "Long" handle on the Left and Right side of the Micro-Registration Head, must be firm but not too tight. If too tight, the Screen Tilt will not work. If too loose, the registration could move during operation.

If these steps fail to correct your registration problem, please call our office at the below listed numbers for additional assistance.

P O Box 48188, Sarasota, FL 34230
(423) 283-4788 (800) 330-5515 Fax (423) 283-4545
www.caps-screenprinting.com E-Mail: caps@naxs.net